

# Bossy Titan B Series Tilt And Turn System Hardware Installation Instructions

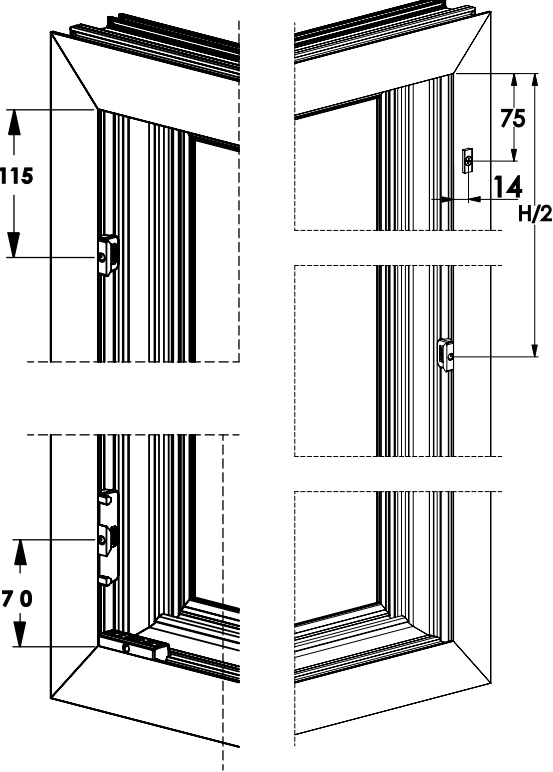


# BOSSY ALUMINIUM T&T SYSTEM

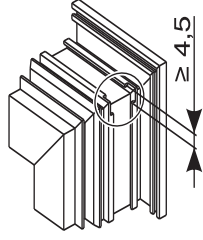
## Bossy Titan B Series Tilt And Turn System Hardware Installation Instructions

### Case Accessory Assembly diagram

Dimensions of the parts to be mounted on the case

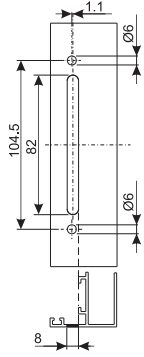


Case cut dimensions

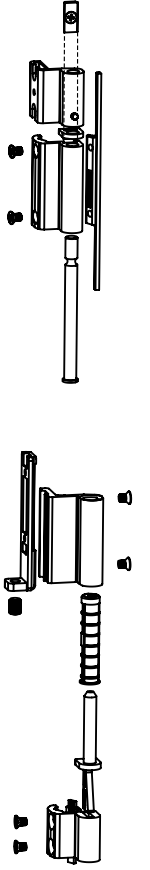



#### Measuring the Handle

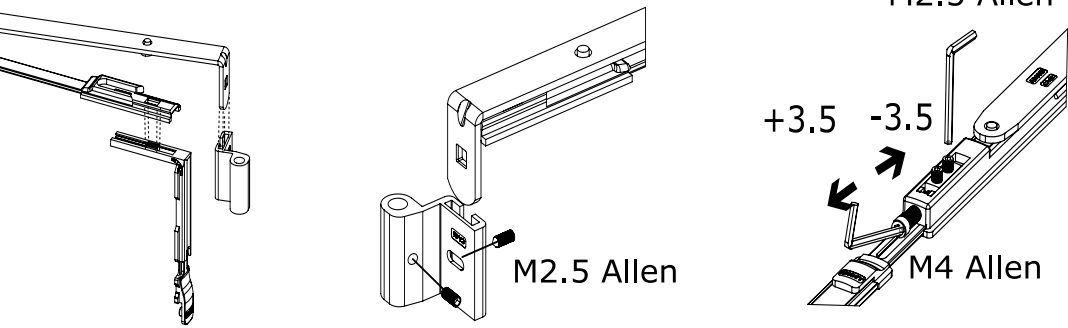
The dimensions of the double opening window handle on the sash are as follows



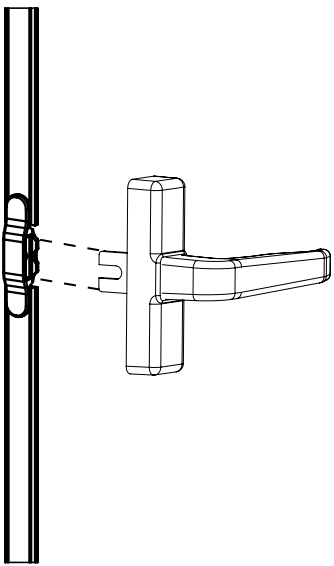
### Assembling the Frame Hinge Groups



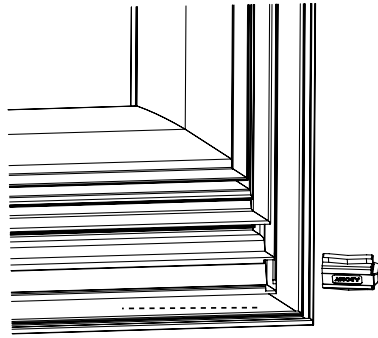
### Scissor Assembly Stages



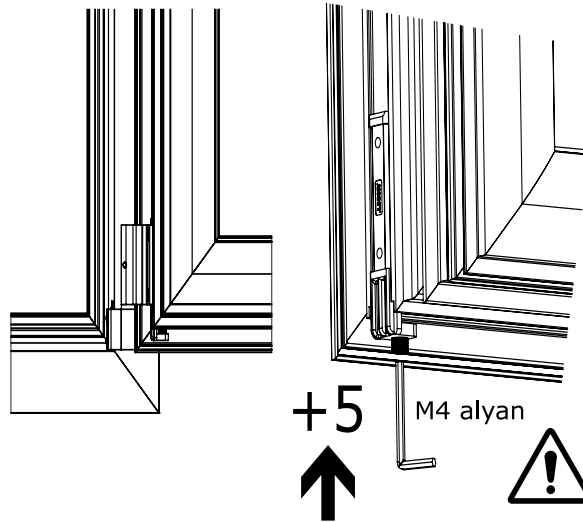
Handle Assembly Diagram



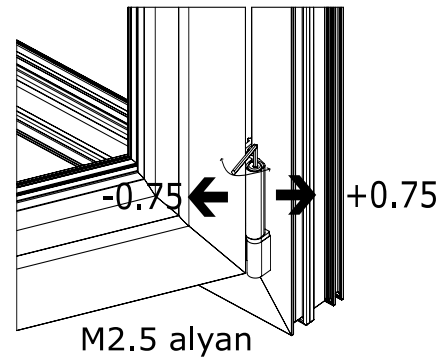
Mounting the wing lift chock



Adjusting the vertical position of the lower hinge



Adjusting the horizontal position of the lower hinge



The hinge position must be set in the window open.

### WARRANTY CERTIFICATE

#### SCOPE OF WARRANTY AND REQUIRED REGULATIONS

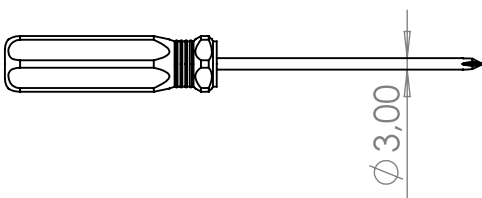
#### WARRANTY CERTIFICATE

Manufacturer : Birikim Kalıp Yapı Ürünleri ve Mak.San.Tic.Ttd.Şti.  
Address : Y.Dudullu, Organize san. Böl, 2. Cd. NO:28/1, 34775 Dudullu Osb/Ümraniye/İstanbul  
Tel : +90 216 365 42 50-51  
Fax : +90 216 314 95 44  
E-Mail : [info@birikimkalip.com](mailto:info@birikimkalip.com)  
Web: [www.bossy.com.tr](http://www.bossy.com.tr)  
**Warranty conditions**

1. The Warranty Period starts from the delivery date of the goods and is 5 years.
2. Our company, including all parts of the product: BİRİKİM KALIP YAPI URUNLERI VE MAK SAN.TIC.LTD.ŞTİ. covered by the warranty.
3. In case the goods fail within the warranty period, the time spent in repair is added to the warperiod.
4. Defects resulting from the use of the product contrary to the terms in the user manual are not covered by the warranty.

### Equipment Used

#### PH 2 SCREWDRIVER



#### M2.5 , M4 Allen



Dimension is mm.